

## Fire Alarm


### Power-Limited Fire Protective Signaling Circuit Cables

Subject 1424 (NEC Article 760, Type FPLR)

Description	Part No.	UL NEC/ C(UL) CEC Type	No. of Cond.	Color Code	Standard Lengths		Standard Unit Weight		Insulation Thickness		Jacket Thickness		Nominal OD	
					Ft.	m	Lbs.	kg	Inch	mm	Inch	mm	Inch	mm


**22 AWG** Solid Tinned Copper Conductors • Conductors Cabled

**PVC Insulation • Black PVC Jacket**

	<b>9576</b>	NEC: MPR, FPLR CEC: FAS 105 FT4	6	See Chart 1 (Tech Info Section)	U-500	U-152.4	18.0	8.2	.013	.33	.039	.99	.234	5.94
					U-1000	U-304.8	35.0	15.9						


**18 AWG** Solid Bare Copper Conductors • Conductors Cabled


**PVC Insulation • Red PVC Jacket**

	<b>9571</b>	NEC: MPR, FPLR CEC: FAS 105 FT4	2	Black, Red	U-500	U-152.4	14.5	6.6	.017	.43	.037	.94	.228	5.79
					U-1000	U-304.8	28.0	12.7						

**18 AWG** Solid Bare Copper Conductors • Conductors Cabled • Overall Beldfoil® Shield (100% Coverage) • 22 AWG Stranded TC Drain Wire


**PVC Insulation • Red PVC Jacket**

	<b>9574</b>	NEC: MPR, FPLR CEC: FAS 105 FT4	2	Black, Red	U-500	U-152.4	16.0	7.3	.017	.43	.037	.94	.231	5.87
					U-1000	U-304.8	31.0	14.1						

	<b>9578</b>	NEC: MPR, FPLR CEC: FAS 105 FT4	4	Black, Red, Yellow, Light Blue	U-500	U-152.4	25.5	11.6	.017	.43	.037	.94	.263	6.68
					1000	304.8	51.0	23.2						


**16 AWG** Solid Bare Copper Conductors • Conductors Cabled


**PVC Insulation • Red PVC Jacket**

	<b>9572</b>	NEC: MPR, FPLR CEC: FAS 105 FT4	2	Black, Red	U-500	U-152.4	18.0	8.2	.018	.46	.037	.94	.250	6.35
					U-1000	U-304.8	35.0	15.9						

**16 AWG** Solid Bare Copper Conductors • Conductors Cabled • Overall Beldfoil Shield (100% Coverage) • 22 AWG Stranded TC Drain Wire

**PVC Insulation • Red PVC Jacket**

	<b>9575</b>	NEC: MPR, FPLR CEC: FAS 105 FT4	2	Black, Red	U-500	U-152.4	20.0	9.1	.018	.46	.037	.94	.253	6.43
					U-1000	U-304.8	39.0	17.7						

	<b>9579</b>	NEC: MPR, FPLR CEC: FAS 105 FT4	4	Black, Red, Yellow, Light Blue	U-500	U-152.4	35.5	16.1	.018	.46	.042	1.07	.301	7.65
					1000	304.8	72.0	32.7						

TC = Tinned Copper

All cables on this page pass the IEEE 383-2003 Flame Test and are listed by the California State Fire Marshall. Component Recognized UL2464.




## Fire Alarm

### Power-Limited Fire Protective Signaling Circuit Cables


Subject 1424 (NEC Article 760, Type FPLR)

Description	Part No.	UL NEC/ C(UL) CEC Type	No. of Cond.	Color Code	Standard Lengths		Standard Unit Weight		Insulation Thickness		Jacket Thickness		Nominal OD	
					Ft.	m	Lbs.	kg	Inch	mm	Inch	mm	Inch	mm


**14 AWG Solid Bare Copper Conductors • Conductors Cabled**

<b>PVC Insulation • Red PVC Jacket</b>														
UL Style 1424 (300V 105°C) 	<b>9580</b>	NEC:	2	Black, Red	U-500	U-152.4	27.0	12.3	.022	.56	.042	1.07	.303	7.70
		FPLR			1000	304.8	54.0	24.5						
		CEC:												
		FAS 105 FT4												

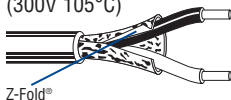
**14 AWG Solid Bare Copper Conductors • Conductors Cabled • Beldfoil® Shield (100% Coverage)**

<b>PVC Insulation • Red PVC Jacket</b>														
UL Style 1424 (300V 105°C) 	<b>9581</b>	NEC:	2	Black, Red	U-500	U-152.4	32.5	14.7	.022	.56	.042	1.07	.306	7.77
		FPLR			1000	304.8	65.0	29.5						
		CEC:												
		FAS 105 FT4												

**12 AWG Solid Bare Copper Conductors • Conductors Cabled**

<b>PVC Insulation • Red PVC Jacket</b>														
UL Style 1424 (300V 105°C) 	<b>9582</b>	NEC:	2	Black, Red	1000	304.8	75.0	34.1	.022	.56	.042	1.07	.340	8.64
		FPLR												
		CEC:												
		FAS 105 FT4												

**12 AWG Solid Bare Copper Conductors • Conductors Cabled • Beldfoil Shield (100% Coverage)**


<b>PVC Insulation • Red PVC Jacket</b>														
UL Style 1424 (300V 105°C) 	<b>9583</b>	NEC:	2	Black, Red	1000	304.8	85.0	38.6	.022	.56	.042	1.07	.343	8.71
		FPLR												
		CEC:												
		FAS 105 FT4												

All cables on this page pass the IEEE 383-2003 Flame Test and are listed by the California State Fire Marshall. Component Recognized UL2464, 300V 80°C.


### Plenum-Rated Fire Alarm

Power-Limited Fire Protective, Control and Instrumentation Cables

Subject 1424 (NEC Article 760, Type FPLP)

Description	Part No.	UL NEC/ C(UL) CEC Type	No. of Cond.	Color Code	Standard Lengths		Standard Unit Weight		Insulation Thickness		Jacket Thickness		Nominal OD		Nominal Capacitance			
					Ft.	m	Lbs.	kg	Inch	mm	Inch	mm	Inch	mm	* pF/ Ft.	* pF/ m	** pF/ Ft.	** pF/ m
<b>14 AWG Stranded (7x22) TC Conductors • Conductors Cabled • Overall Beldfoil® (100% Coverage) + TC Braid Shield (85% Coverage)</b>																		
<b>Plenum • FEP Insulation • Red FEP Jacket</b>																		
UL Style 2464 & 1424 (300V 200°C)	<b>83752</b>	NEC:	2	See Chart 2 (Tech Info Section)	100	30.5	7.1	3.2	.016	.41	.015	.38	.267	6.78	30	98	52	171
		FPLP, CMP CEC: CMP FT6			500†	152.4	31.5	14.3	1000†	304.8	60.0	27.2						
	<b>83753</b>	NEC:	3	See Chart 2 (Tech Info Section)	500†	152.4	42.5	19.3	.016	.41	.015	.38	.284	7.21	30	98	52	171
		FPLP, CMP CEC: CMP FT6			1000†	304.8	82.0	37.2										
	<b>83754</b>	NEC:	4	See Chart 2 (Tech Info Section)	100	30.5	9.8	4.5	.016	.41	.015	.38	.311	7.90	30	98	52	171
		FPLP, CMP CEC: CMP FT6			500†	152.4	52.5	23.8	1000†	304.8	102.0	46.3						
	<b>83756</b>	NEC:	6	See Chart 2 (Tech Info Section)	100	30.5	14.1	6.4	.016	.41	.017	.43	.376	9.55	30	98	52	171
		FPLP, CMP CEC: CMP FT6			500†	152.4	74.5	34.0	1000†	304.8	150.0	68.1						

**12 AWG Stranded (7x20) TC Conductors • Conductors Cabled • Overall Beldfoil (100% Coverage) + TC Braid Shield (85% Coverage)**

<b>Plenum • FEP Insulation • Red FEP Jacket</b>																		
UL Style 2464 & 1424 (300V 200°C)	<b>83802</b>	NEC:	2	See Chart 2 (Tech Info Section)	100	30.5	7.5	3.4	.016	.41	.015	.38	.303	7.70	32	105	55	180
		FPLP, CMP CEC: CMP FT6			500†	152.4	41.0	18.6	1000†	304.8	80.0	36.3						
	<b>83803</b>	NEC:	3	See Chart 2 (Tech Info Section)	100	30.5	10.6	4.8	.016	.41	.015	.38	.323	8.20	32	105	55	180
		FPLP, CMP CEC: CMP FT6			500†	152.4	56.5	25.7	1000†	304.8	111.0	50.4						
	<b>83804</b>	NEC:	4	See Chart 2 (Tech Info Section)	100	30.5	13.8	6.3	.016	.41	.017	.43	.359	9.12	32	105	55	180
		FPLP, CMP CEC: CMP FT6			500†	152.4	73.0	33.1	1000†	304.8	147.0	66.7						
	<b>83806</b>	NEC:	6	See Chart 2 (Tech Info Section)	100	30.5	19.7	9.0	.016	.41	.017	.43	.430	10.92	32	105	55	180
		FPLP, CMP CEC: CMP FT6			500†	152.4	213.0	96.7										

TC = Tinned Copper

All cables on this page pass the IEEE 383-2003 Flame Test and are listed by the California State Fire Marshall. Component Recognized UL2464, 300V 80°C.

\*Capacitance between conductors.

\*\*Capacitance between one conductor and other conductors connected to shield.

† Spools are one piece, but length may vary ±10% from length shown.