

Silicone Rubber Braidless

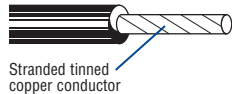
UL AWM Style 3212, 3213, 3214 600V, 150°C (CSA Type AWM)

Product Description

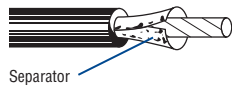
The 333 series of braidless Silicone 150°C lead wire features easy and clean stripping without the problems associated with glass braid wire. It has excellent physical and mechanical strength properties. Braidless Silicone lead wire is also recommended for consideration in applications requiring Class 155(F) or Class 180(H) materials. Recommended for high-temperature applications in motors, lighting fixtures, clothes dryers, stoves, therapeutic and electronic devices. It is recommended that varnish compatibility be checked before production. Some rigid varnishes may cause cracking when the wire is severely bent.

Recommended maximum baking cycles:
24 hours @ 410°F (210°C)

Stranded Conductor



Separator Over Conductor

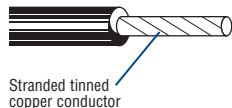


UL AWM Style 3135 600V, 200°C

Product Description

The 334 Series is for use only in totally enclosed systems.

Recommended maximum baking cycles:
24 hours @ 410°F (210°C)



Part No.	AWG (stranding) [sq. mm] (stranding in mm)	Insulation Thickness		Nominal OD		Standard Lengths		Standard Unit Weight		Stock Colors (See Color Codes Chart on Page 3.29)
		Inch	mm	Inch	mm	Ft.	m	Lbs.	kg	

600V, 150°C (UL & CSA)

UL AWM Style 3212 • CSA Type AWM

33322	22 (7x30) [.36 (7x.25)]	.045	1.14	.125	3.18	*	*	*	*	Special Order*
33320	20 (10x30) [.51 (10x.25)]	.045	1.14	.132	3.53	*	*	*	*	Special Order*
33318	18 (16x30) [.81 (16x.25)]	.045	1.14	.142	3.61	500 [†]	152.4	7.0	3.2	9, 10
33316	16 (26x30) [1.32 (26x.25)]	.045	1.14	.155	3.94	500 [†]	152.4	9.5	4.3	9, 10
33314	14 (41x30) [2.08 (41x.25)]	.045	1.14	.170	4.32	500 [†]	152.4	12.0	5.5	9, 10
33312	12 (65x30) [3.29 (65x.25)]	.045	1.14	.190	4.83	500 [†]	152.4	16.5	7.5	9, 10
33310[†]	10 (65x28) [5.23 (65x.32)]	.045	1.14	.209	5.31	500 [†]	152.4	22.5	10.3	10

UL AWM Style 3213 • CSA Type AWM

33308[†]	8 (84x27) [8.60 (84x.36)]	.060	1.52	.283	7.19	500	152.4	38.5	17.6	10
33306[†]	6 (84x25) [13.66 (84x.46)]	.060	1.52	.334	8.48	500 [†]	152.4	61.5	28.0	10
33304[†]	4 (105x24) [21.53 (105x.51)]	.060	1.52	.390	9.91	250 [*]	76.2	48.8	22.2	10
33302[†]	2 (163x24) [33.43 (163x.51)]	.060	1.52	.457	11.61	250 [*]	76.2	67.0	30.4	10

UL AWM Style 3214 • CSA Type AWM

33390[†]	1/0 (262x24) [53.73 (262x.51)]	.080	2.03	.594	15.09	250 [*]	76.2	108.3	49.2	10
--------------------------	-----------------------------------	------	------	------	-------	------------------	------	-------	------	----

*Contact Belden's Customer Service Department for order requirements. **1-800-BELDEN-1**.

[†]Separator over conductor.

*250 ft. put-ups are exact, but may contain 2 pieces max. Minimum length of any one piece is 50 ft.

[†]May contain more than one piece. Length may vary ±10% from length shown.

600V, 200°C (UL)

UL AWM Style 3135

33418	18 (7x26) [.94 (7x.41)]	.030	.76	.111	2.82	*	*	*	*	Special Order*
33416	16 (7x24) [1.44 (7x.51)]	.030	.76	.123	3.12	*	*	*	*	Special Order*
33414	14 (7x22) [2.27 (7x.64)]	.030	.76	.139	3.53	*	*	*	*	Special Order*

*Contact Belden's Customer Service Department for order requirements. **1-800-BELDEN-1**.

Silicone Rubber Glass Braid

**UL AWM Style 3071, 3074,
3075, 3125 and 3126**
600V, 200°C
(CSA Type SEW-2)

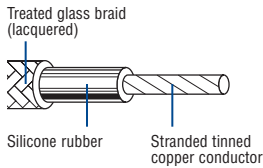
VW-1

Product Description

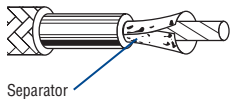
UL recognizes finer strands on the 150°C rated wire. The Silicone insulation strips clean and easy. The glass braid provides additional abrasion resistance and is treated to prevent fraying. Recommended for high-temperature applications in motors, lighting fixtures, clothes dryers, stoves, therapeutic and electronic devices. These wires can be used with Class 130(B), 155(F) or 180(H) insulation systems.

Recommended maximum baking cycles:
24 hours @ 410°F (210°C)

Stranded Conductor



Separator Over Conductor



Part No.	AWG (stranding) [sq. mm] (stranding in mm)	Insulation Thickness		Nominal OD		Standard Lengths		Standard Unit Weight		Stock Colors (See Color Codes Chart on Page 3.29)
		Inch	mm	Inch	mm	Ft.	m	Lbs.	kg	

600V, 200°C (UL & CSA)

UL AWM Style 3071 • CSA Type SEW-2

32418	18 (7x26) [.94 (7x.41)]	.030	.76	.133	3.38	500 [†]	152.4	6.5	3.4	9, 10
						6000 ^{††}	1829.3	78.0	35.5	9, 10
32416	16 (7x24) [1.44 (7x.51)]	.030	.76	.145	3.68	500 [†]	152.4	9.5	4.3	9, 10
						6000 ^{††}	1829.3	108.0	49.1	10
32414	14 (7x22) [2.27 (7x.64)]	.030	.76	.167	4.24	500 [†]	152.4	12.0	5.5	9, 10
						4000 ^{††}	1219.2	100.0	45.5	9, 10

UL AWM Style 3074 • CSA Type SEW-2

32412	12 (19x24.5) [3.30 (19x.47)]	.030	.76	.190	4.83	500 [†]	152.4	17.5	8.0	9, 10
-------	---------------------------------	------	-----	------	------	------------------	-------	------	-----	-------

UL AWM Style 3075 • CSA Type SEW-2

32410	10 (19x22.5) [5.27 (19x.59)]	.045	1.14	.238	6.05	500 [†]	152.4	26.5	12.1	9, 10
-------	---------------------------------	------	------	------	------	------------------	-------	------	------	-------

UL AWM Style 3125 • CSA Type SEW-2

30808*	8 (54x25) [8.78 (54x.46)]	.060	1.52	.313	7.95	100 [▲]	30.5	9.8	4.5	9, 10
						500 [†]	152.4	48.0	21.8	9, 10
						3000 [†]	914.4	285.0	129.5	9, 10
30806* [†]	6 (84x25) [13.66 (84x.46)]	.060	1.52	.368	9.35	100 [▲]	30.5	14.2	6.5	9, 10
						500 [†]	152.4	69.5	31.5	9, 10
						2000 [†]	609.6	284.0	129.1	9, 10
30804*	4 (105x24) [21.53 (105x.51)]	.060	1.52	.424	10.77	250 [•]	76.2	50.5	22.9	9, 10
30802*	2 (163x24) [33.43 (163x.51)]	.060	1.52	.496	12.60	250 [•]	76.2	72.8	33.0	9, 10

UL AWM Style 3126 • CSA Type SEW-2

30801*	1 (210x24) [43.07 (210x.51)]	.080	2.03	.622	15.80	100 [▲]	30.5	43.2	19.6	9, 10
						250 [•]	76.2	100.5	45.7	9, 10
30890*	1/0 (262x24) [53.73 (262x.51)]	.080	2.03	.670	17.02	100 [▲]	30.5	51.5	23.4	9, 10
						250 [•]	76.2	123.5	56.1	9, 10
30800*	2/0 (504x26) [67.85 (504x.41)]	.080	2.03	.727	18.47	50 [▲]	15.2	31.1	14.1	9
						100 [▲]	30.5	60.5	27.5	9
						250 [•]	76.2	146.0	66.4	9
30830*	3/0 (630x26) [84.81 (630x.41)]	.080	2.03	.795	20.19	250 [•]	76.2	181.3	82.7	9
30840*	4/0 (266x21) [109.51 (266x.72)]	.080	2.03	.779	19.79	50 [▲]	15.2	47.9	21.8	9
						250 [•]	76.2	221.0	100.8	9

*Separator over conductor.

[†]May contain more than one piece. Length may vary ±10% from length shown.

^{††}May contain more than one piece. Minimum length of any one piece is 200 ft.

[▲]50 ft. and 100 ft. put-ups are one piece, exact.

[•]250 ft. put-ups are exact, but may contain 2 pieces max. Minimum length of any one piece is 50 ft.

Silicone Rubber

Glass Braid and Mercury Switch Wire

Glass Braid

UL AWM Style 3069, 3070, 3101

600V, 150°C

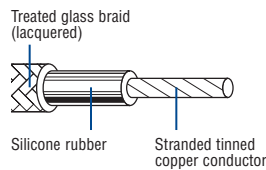
(CSA Type SEWF-2)

VW-1

Product Description

UL recognizes finer strands on the 150°C rated wire. The Silicone insulation strips clean and easy. The glass braid provides additional abrasion resistance and is treated to prevent fraying. Recommended for high-temperature applications in motors, lighting fixtures, clothes dryers, stoves, therapeutic and electronic devices. These wires can be used with Class 130(B), 155(F) or 180(H) insulation systems.

Recommended maximum baking cycles:
24 hours @ 410°F (210°C)



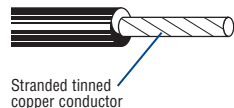
Mercury Switch

UL AWM Style 3123

600V, 150°C

Product Description

Suitable for mercury switches when protected against mechanical abuse. This wire has a tough, flexible Silicone insulation that remains flexible over a wide temperature range: +150°C to -55°C.



Part No.	AWG (stranding) [sq. mm] (stranding in mm)	Insulation Thickness		Nominal OD		Standard Lengths		Standard Unit Weight		Stock Colors (See Color Codes Chart on Page 3.29)
		Inch	mm	Inch	mm	Ft.	m	Lbs.	kg	

600V, 150°C (UL & CSA)

UL AWM Style 3069 • CSA Type SEWF-2

30820	20 (10x30) [.51 (10x.25)]	.030	.76	.122	3.10	500 [†]	152.4	5.0	2.3	9, 10
--------------	------------------------------	------	-----	------	------	------------------	-------	-----	-----	-------

UL AWM Style 3070 • CSA Type SEWF-2

30818	18 (16x30) [.81 (16x.25)]	.030	.76	.132	3.35	100* 500 [†]	30.5 152.4	2.0 6.5	.9 2.9	9, 10 9, 10
--------------	------------------------------	------	-----	------	------	-----------------------	------------	---------	--------	-------------

30816	16 (26x30) [1.32 (26x.25)]	.030	.76	.145	3.68	500 [†]	152.4	9.0	4.1	9, 10
--------------	-------------------------------	------	-----	------	------	------------------	-------	-----	-----	-------

30814	14 (41x30) [2.08 (41x.25)]	.030	.76	.164	4.17	500 [†]	152.4	12.0	5.5	9, 10
--------------	-------------------------------	------	-----	------	------	------------------	-------	------	-----	-------

30812	12 (65x30) [3.29 (65x.25)]	.030	.76	.186	4.72	500 [†]	152.4	17.0	7.7	9, 10
--------------	-------------------------------	------	-----	------	------	------------------	-------	------	-----	-------

UL AWM Style 3101 • CSA Type SEWF-2

30810	10 (65x28) [5.23 (65x.32)]	.045	1.14	.239	6.07	100* 500 [†]	30.5 152.4	5.8 25.0	2.6 11.4	9, 10 9, 10
--------------	-------------------------------	------	------	------	------	-----------------------	------------	----------	----------	-------------

*100 ft. put-ups are one piece, exact.

[†]May contain more than one piece. Length may vary ±10% from length shown.

600V, 150°C (UL)

UL AWM Style 3123

34020	20 (105x40) [.52 (105x.08)]	.030	.76	.110	2.79	2000 ^{††}	609.6	16.0	7.3	8
--------------	--------------------------------	------	-----	------	------	--------------------	-------	------	-----	---

34017	17 (210x40) [1.03 (210x.08)]	.030	.76	.118	3.00	2000 ^{††}	609.6	24.0	10.9	8
--------------	---------------------------------	------	-----	------	------	--------------------	-------	------	------	---

^{††}May contain more than one piece. Minimum length of any one piece is 200 ft.