


Unshielded

Telephone Cables

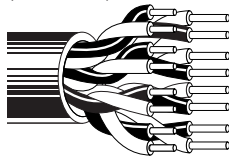
Audio, Control and Instrumentation Cables

Description	Part No.	UL NEC/ C(UL) CEC Type	No. of Pairs	Color Code	Standard Lengths		Standard Unit Weight		Insulation Thickness		Jacket Thickness		Nominal OD	
					Ft.	m	Lbs.	kg	Inch	mm	Inch	mm	Inch	mm

24 AWG Solid Tinned Copper Conductors • Twisted Pairs


PVC Insulation • Chrome PVC Jacket															
	UL AWM Style 2576 (150V 80°C)	9562	NEC:	2	See Chart 4 (Tech Info Section)	U-500	U-152.4	10.5	4.8	.010	.25	.032	.81	.199	5.05
			CMG			500	152.4	9.0	4.1						
			CEC:			U-1000	U-304.8	20.0	9.1						
			CMG FT4			1000	304.8	18.0	8.2						
	9566	NEC:	6	See Chart 4 (Tech Info Section)	U-500	U-152.4	21.5	9.8	.010	.25	.032	.81	.289	7.34	
		CMG			500	152.4	23.5	10.7							
		CEC:			U-1000	U-304.8	42.0	19.1							
		CMG FT4			1000	304.8	45.0	20.5							
	9570	NEC:	10	See Chart 4 (Tech Info Section)	500	152.4	31.5	14.3	.010	.25	.035	.89	.310	7.87	
		CMG			1000	304.8	63.0	28.6							
		CEC:													
		CMG FT4													
9585	NEC:	25	See Chart 4 (Tech Info Section)	500	152.4	74.0	33.6	.010	.25	.040	1.02	.480	12.19		
	CMG			1000	304.8	144.0	65.5								
	CEC:														
	CMG FT4														

22 AWG Solid Tinned Copper Conductors • Twisted Pairs

PVC Insulation • Chrome PVC Jacket															
	UL AWM Style 2576 (150V 80°C)	8740	NEC:	1	See Chart 3 (Tech Info Section)	U-500	U-152.4	7.5	3.4	.010	.25	.032	.81	.156	3.96
			CMG			U-1000	U-304.8	14.0	6.4						
			CEC:												
			CMG FT4												
	8741	NEC:	2	See Chart 3 (Tech Info Section)	U-500	U-152.4	13.5	6.1	.010	.25	.032	.81	.230	5.84	
		MPG, CMG			U-1000	U-304.8	25.0	11.3							
		CEC:			1000	304.8	27.0	12.2							
		CMG FT4													
	8742	NEC:	3	See Chart 3 (Tech Info Section)	500	152.4	17.0	7.7	.010	.25	.032	.81	.242	6.15	
		MPG, CMG			U-1000	U-304.8	31.0	14.1							
		CEC:			1000	304.8	33.0	15.0							
		CMG FT4													
8757	NEC:	4	See Chart 3 (Tech Info Section)	500	152.4	20.0	9.1	.010	.25	.032	.81	.264	6.71		
	MPG, CMG			U-1000	U-304.8	38.0	17.2								
	CEC:			1000	304.8	40.0	18.2								
	CMG FT4														
8743	NEC:	6	See Chart 3 (Tech Info Section)	U-500	U-152.4	26.5	12.0	.010	.25	.032	.81	.293	7.44		
	MPG, CMG			U-1000	U-304.8	51.0	23.1								
	CEC:			1000	304.8	53.0	24.1								
	CMG FT4														
9160	NEC:	8	See Chart 3 (Tech Info Section)	500	152.4	35.5	16.1	.010	.25	.035	.89	.323	8.20		
	MPG, CMG			1000	304.8	71.0	32.3								
	CEC:														
	CMG FT4														
8744	NEC:	9	See Chart 3 (Tech Info Section)	1000	304.8	79.0	35.9	.010	.25	.035	.89	.350	8.89		
	MPG, CMG														
	CEC:														
	CMG FT4														

Unshielded

Audio, Control and Instrumentation Cables

Description	Part No.	UL NEC/ C(UL) CEC Type	No. of Pairs	Color Code	Standard Lengths		Standard Unit Weight		Insulation Thickness		Jacket Thickness		Nominal OD		
					Ft.	m	Lbs.	kg	Inch	mm	Inch	mm	Inch	mm	
22 AWG Stranded (7x30) Tinned Copper Conductors • Twisted Pairs															
PVC Insulation • Chrome PVC Jacket															
	9744	NEC:	2	See Chart 3 (Tech Info Section)	U-500	U-152.4	13.5	6.1	.010	.25	.032	.81	.244	6.20	
		CMG			500	152.4	14.0	6.4							
		CEC:			U-1000	U-304.8	26.0	11.8							
			CMG FT4			1000	304.8	27.0	12.3						
		9745	NEC:	3	See Chart 3 (Tech Info Section)	U-500	U-152.4	18.0	8.2	.010	.25	.032	.81	.257	6.53
	CMG		500			152.4	18.0	8.2							
	CEC:		U-1000			U-304.8	34.0	15.4							
			CMG FT4			1000	304.8	36.0	16.4						
		9746	NEC:	4	See Chart 3 (Tech Info Section)	500	152.4	22.5	10.2	.010	.25	.032	.81	.281	7.14
	CMG		1000			304.8	42.0	19.1							
	CEC:														
			CMG FT4												
	8747	NEC:	6	See Chart 3 (Tech Info Section)	100	30.5	6.2	2.8	.010	.25	.035	.89	.320	8.13	
CMG		500			152.4	30.0	13.6								
CEC:		1000			304.8	59.0	26.8								
		CMG FT4													
	8748	NEC:	9	See Chart 3 (Tech Info Section)	100	30.5	8.6	3.9	.010	.25	.037	.94	.389	9.88	
CMG		500			152.4	43.5	19.8								
CEC:		1000			304.8	84.0	38.2								
		CMG FT4													
	9747	NEC:	12	See Chart 3 (Tech Info Section)	100	30.5	11.5	5.2	.010	.25	.040	1.02	.425	10.80	
CMG		500			152.4	55.0	25.0								
CEC:		1000			304.8	109.0	49.5								
		CMG FT4													
	8749	NEC:	15	See Chart 3 (Tech Info Section)	500	152.4	64.0	29.1	.010	.25	.040	1.02	.440	11.18	
CMG		1000			304.8	124.0	56.4								
CEC:															
		CMG FT4													
	9748	NEC:	19	See Chart 3 (Tech Info Section)	500	152.4	81.5	37.0	.010	.25	.040	1.02	.505	12.83	
CMG		1000			304.8	159.0	72.3								
CEC:															
		CMG FT4													
	8750	NEC:	27	See Chart 3 (Tech Info Section)	1000 [†]	304.8	221.0	100.5	.010	.25	.045	1.14	.575	14.61	
CMG															
CEC:															
		CMG FT4													

[†]Spools are one piece, but length may vary -0% to +20% from length shown.


Unshielded

Audio, Control and Instrumentation Cables
Plenum-Rated


Description	Part No.	UL NEC/ C(UL) CEC Type	No. of Pairs	Color Code	Standard Lengths		Standard Unit Weight		Insulation Thickness		Jacket Thickness		Nominal OD	
					Ft.	m	Lbs.	kg	Inch	mm	Inch	mm	Inch	mm

22 AWG Stranded (7x30) Tinned Copper Conductors • Twisted Pairs

Plenum • FEP Insulation • Red FEP Jacket

	88442 NEC: CMP CEC: CMP FT6	1 Black & Red	100 500 [†] 1000 [†]	30.5 152.4 304.8	2.3 5.5 8.0	1.0 2.5 3.6	.006 .006 .006	.15 .15 .15	.012 .012 .019	.30 .30 .23	.102 .169 .200	2.59 4.29 5.08					
													2 Black & Red, Black & White	500 [†] 1000 [†]	152.4 304.8	8.0 16.0	3.6 7.3
													4 Black & Red, Black & White, Black & Green, Black & Blue	500 [†] 1000 [†]	152.4 304.8	14.0 28.0	6.4 12.7
													2 Black & Red, Black & White	500 [†] 1000 [†]	152.4 304.8	8.0 16.0	3.6 7.3

Plenum • FEP Insulation • Natural Flamarrest® Jacket

	82442 NEC: CMP CEC: CMP FT6	1 Black & Red	U-1000 [†] 1000 [†]	U-304.8 304.8	9.0 8.0	4.1 3.6	.006 .006	.15 .15	.014 .014	.36 .36	.112 .179	2.84 4.55					
													2 Black & Red, Black & White	U-1000 [†] 1000 [†]	U-304.8 304.8	18.0 20.0	8.2 9.1
													3 Black & Red, Black & White, Black & Green	U-1000 [†] 1000 [†]	U-304.8 304.8	24.0 26.0	10.9 11.8
													4 Black & Red, Black & White, Black & Green, Black & Blue	1000 [†]	304.8	32.0	14.5
													6 Black & Red, Black & White, Black & Green, Black & Blue, Black & Yellow, Black & Brown	U-1000 [†] 1000 [†]	U-304.8 304.8	44.0 46.0	20.0 20.9



[†]Spools and/or UnReel® cartons are one piece, but length may vary ±10% for spools and ±5% for UnReel from length shown.

Unshielded


Audio, Control and Instrumentation Cables

Description	Part No.	UL NEC/ C(UL) CEC Type	No. of Pairs	Color Code	Standard Lengths		Standard Unit Weight		Insulation Thickness		Jacket Thickness		Nominal OD	
					Ft.	m	Lbs.	kg	Inch	mm	Inch	mm	Inch	mm


20 AWG Stranded (7x28) Tinned Copper Conductors • Twisted Pairs

PVC Insulation • Chrome PVC Jacket																
 <p>300V RMS</p>	8205	NEC:	1	See Chart 3 (Tech Info Section)	100	30.5	2.6	1.2	.013	.33	.025	.64	.180	4.57		
		CMG:			U-500	U-152.4	9.0	4.1								
		CEC:			500	152.4	9.0	4.1								
		CMG FT4			U-1000	U-304.8	18.0	8.2								
					1000	304.8	18.0	8.2								
 <p>UL AWM Style 2464 (300V 80°C)</p>	9750	NEC:	3	See Chart 3 (Tech Info Section)	500	152.4	26.5	12.0	.013	.33	.035	.89	.299	7.59		
		CMG:			1000	304.8	50.0	22.7								
		CEC:														
	CMG FT4	9751	NEC:	6	See Chart 3 (Tech Info Section)	100	30.5	9.1	4.1	.013	.33	.035	.89	.366	9.30	
			CMG:			500	152.4	45.0	20.5							
			CEC:			1000	304.8	89.0	40.5							
	CMG FT4	9752	NEC:	9	See Chart 3 (Tech Info Section)	100	30.5	13.1	5.9	.013	.33	.035	.89	.429	10.90	
			CMG:			500	152.4	65.5	29.8							
			CEC:			1000	304.8	125.0	56.8							
	CMG FT4	9755	NEC:	15	See Chart 3 (Tech Info Section)	100	30.5	17.9	8.1	.013	.33	.040	1.02	.545	13.84	
			CMG:			1000	304.8	194.0	88.2							
			CEC:													
CMG FT4																

19 AWG Solid Bare Copper Conductors • Twisted Pair

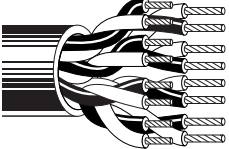
PVC Insulation • Chrome PVC Jacket														
 <p>300V RMS</p>	8486	NEC:	1	Brown, Tan	U-500	U-152.4	9.5	4.3	.015	.38	.025	.64	.182	4.62
		CM			U-1000	U-304.8	18.0	8.2						
		CEC:			1000	304.8	19.0	8.6						
		CM												

18 AWG Stranded (7x26) Tinned Copper Conductors • Twisted Pair

PVC Insulation • Chrome PVC Jacket														
 <p>300V RMS</p>	8461	NEC:	1	Black, White	100	30.5	3.2	1.4	.022	.56	.028	.71	.234	5.94
		CMG:			U-500	U-152.4	14.0	6.4						
		CEC:			500	152.4	13.5	6.1						
		CMG FT4			U-1000	U-304.8	26.0	11.8						
					1000	304.8	27.0	12.2						

Unshielded

Audio, Control and Instrumentation Cables


Description	Part No.	UL NEC/ C(UL) CEC Type	No. of Pairs	Color Code	Standard Lengths		Standard Unit Weight		Insulation Thickness		Jacket Thickness		Nominal OD		
					Ft.	m	Lbs.	kg	Inch	mm	Inch	mm	Inch	mm	
18 AWG Stranded (16x30) Tinned Copper Conductors • Twisted Pairs															
PVC Insulation • Chrome PVC Jacket															
	9740	NEC: CMG CEC: CMG FT4	1	See Chart 3 (Tech Info Section)	U-500 500 U-1000 1000	U-152.4 152.4 U-304.8 304.8	12.5 12.5 24.0 24.0	5.7 5.7 10.9 10.9	.014	.36	.032	.81	.210	5.33	
															For Plenum versions of 9740, see 89740, 87740 or 82740.
	9156	NEC: CMG CEC: CMG FT4	2	See Chart 3 (Tech Info Section)	U-500 500 U-1000 1000	U-152.4 152.4 U-304.8 304.8	25.0 27.0 49.0 51.0	11.3 12.2 22.2 23.2	.014	.36	.035	.89	.333	8.46	
	8690	NEC: CMG CEC: CMG FT4	3	See Chart 3 (Tech Info Section)	100 U-500 500 1000	30.5 U-152.4 152.4 304.8	7.0 32.5 34.0 65.0	3.2 14.8 15.4 29.5	.014	.36	.032	.81	.347	8.81	
	9157	NEC: CMG CEC: CMG FT4	4	See Chart 3 (Tech Info Section)	100 500 1000	30.5 152.4 304.8	8.4 41.0 83.0	3.8 18.6 37.7	.014	.36	.032	.81	.381	9.68	
	9159	NEC: CMG CEC: CMG FT4	5	See Chart 3 (Tech Info Section)	500 1000	152.4 304.8	50.0 99.0	22.7 45.0	.014	.36	.032	.81	.391	9.93	
	8691	NEC: CMG CEC: CMG FT4	6	See Chart 3 (Tech Info Section)	500 1000	152.4 304.8	58.0 115.0	26.4 52.3	.014	.36	.032	.81	.433	11.00	
	9161	NEC: CMG CEC: CMG FT4	8	See Chart 3 (Tech Info Section)	100 500 1000	30.5 152.4 304.8	14.2 78.0 152.0	6.4 35.6 69.3	.014	.36	.037	.94	.485	12.32	
	8692	NEC: CMG CEC: CMG FT4	9	See Chart 3 (Tech Info Section)	500 1000	152.4 304.8	87.0 170.0	39.5 77.3	.014	.36	.040	1.02	.524	13.31	
	9741	NEC: CMG CEC: CMG FT4	12	See Chart 3 (Tech Info Section)	100 1000	30.5 304.8	25.4 220.0	11.5 99.8	.014	.36	.046	1.17	.600	15.24	
	9742	NEC: CMG CEC: CMG FT4	15	See Chart 3 (Tech Info Section)	100 500 1000	30.5 152.4 304.8	30.9 146.5 291.0	14.0 66.5 132.0	.014	.36	.051	1.30	.677	17.20	
	9743	NEC: CMG CEC: CMG FT4	19	See Chart 3 (Tech Info Section)	100 500 1000	30.5 152.4 304.8	37.0 179.0 355.0	16.8 81.4 161.4	.014	.36	.055	1.40	.721	18.31	


Unshielded


Audio, Control and Instrumentation Cables
Plenum-Rated and Non-Plenum

Description	Part No.	UL NEC/ C(UL) CEC Type	No. of Pairs	Color Code	Standard Lengths		Standard Unit Weight		Insulation Thickness		Jacket Thickness		Nominal OD	
					Ft.	m	Lbs.	kg	Inch	mm	Inch	mm	Inch	mm


18 AWG Stranded (19x30) Tinned Copper Conductors • Twisted Pair

Plenum • FEP Insulation • Red FEP Jacket															
	300V RMS	89740	NEC:	1	Black, Red	100	30.5	3.0	1.4	.006	.17	.009	.23	.136	3.45
			CMP			500 [†]	152.4	9.0	4.1						
			CEC: CMP FT6			1000 [†]	304.8	15.0	6.8						


Plenum • FEP Insulation • Red Fluorocopolymer Jacket															
	300V RMS	87740	NEC:	1	Black, Red	500 [†]	152.4	9.0	4.1	.006	.17	.011	.28	.140	3.56
			CMP			1000 [†]	304.8	15.0	6.8						
			CEC: CMP FT6												

Plenum • FEP Insulation • Natural Flamarrest® Jacket															
	300V RMS	82740	NEC:	1	Black, Red	U-1000	U-304.8	17.0	7.7	.006	.17	.015	.38	.147	3.73
			CMP			1000 [†]	304.8	16.0	7.3						
			CEC: CMP FT6												

16 AWG Stranded (19x29) Tinned Copper Conductors • Twisted Pair


PVC Insulation • Chrome PVC Jacket															
	UL AWM Style 2598 (300V 60°C)	8471	NEC:	1	Black, White	U-500	U-152.4	21.0	9.5	.023	.58	.032	.81	.274	6.96
			CMG			500	152.4	20.0	9.1						
			CEC: CMG FT4			U-1000	U-304.8	41.0	18.6						
						1000	304.8	43.0	19.5						

14 AWG Stranded (42x30) Tinned Copper Conductors • Twisted Pair

PVC Insulation • Chrome PVC Jacket															
	UL AWM Style 2587 (600V 90°C)	8473	NEC:	1	Black, White	U-500	U-152.4	29.0	13.2	.031	.79	.032	.81	.340	8.64
			CL3			500	152.4	30.5	13.9						
			CEC: FAS 90 FT4			1000	304.8	58.0	26.4						

See NEC Guidelines for applicable CL3 voltage ratings.

12 AWG Stranded (65x30) Tinned Copper Conductors • Twisted Pair

PVC Insulation • Chrome PVC Jacket															
	UL AWM Style 2587 (600V 90°C)	8477	NEC:	1	Black, White	U-500	U-152.4	41.5	18.8	.032	.81	.035	.89	.386	9.80
			CL3R			500	152.4	43.5	19.7						
						1000	304.8	85.0	38.6						

See NEC Guidelines for applicable CL3 voltage ratings.

[†]Spools are one piece, but length may vary ±10% from length shown.