

Fire Alarm Cable

Commercial Applications
Unshielded, Power-Limited



Unshielded Multi-conductor

FPLR/CMG FT4 Rated

Product Description

Bare copper conductors, PVC insulation, conductors cabled together, Red PVC jacket with rip cord. Sequential footage marking every two feet.

Color Code: See chart below.

Specifications

Conductor	Bare Copper
Insulation	PVC
Jacket	PVC
Jacket Thickness	.015" (.381mm)
Approvals	
NEC	FPLR
CEC (22–16 AWG only)	CMG FT4
California State Fire Marshall	
NEC Articles	760
Voltage Rating	300V
Temperature Rating	75°C

Applications

- Fire Protection
- Alarm
- Signal
- Monitor/Detection
- Audio Circuits
- Control Circuits
- Initiating Circuits
- Notification Circuits



Color Code Chart

Cond. No.	Color
1	Black
2	Red
3	Brown
4	Blue
5	Orange
6	Yellow
7	Purple
8	Green
9	Red/Black
10	Red/White
11	Red/Green
12	Red/Blue

Part No.	No. of Cond.	Stranding	Standard Lengths		Standard Unit Weight		Insulation Thickness		Nominal OD	
			Ft.	m	Lbs.	kg	Inch	mm	Inch	mm

Unshielded Multi-conductor (NEC FPLR and CEC CMG FT4)

22 AWG										
5522UL	4	solid	C-500	C-152	7.0	3.2	.010	.25	.125	3.18
			U-1000	U-305	16.0	7.3				
			1000	305	16.0	7.3				
5524UL	6	solid	C-500	C-152	10.0	4.6	.010	.25	.168	4.27
			U-1000	U-305	21.0	9.5				
18 AWG										
5320UL	2	solid	C-500	C-152	8.0	3.6	.010	.25	.151	3.84
			U-500	U-152	9.0	4.1				
			500	152	9.0	4.1				
5322UL	4	solid	C-250	C-76	7.0	3.2	.010	.25	.176	4.47
			C-500	C-152	14.0	6.0				
			U-500	U-152	15.5	7.0				
5324UL	6	solid	U-1000	U-305	18.0	8.2				
			1000	305	17.0	7.7				
			500	152	23.5	10.7	.010	.25	.212	5.38
5326UL	8	solid	U-1000	U-305	43.0	19.5				
			1000	305	44.0	20.0				
			1000	305	61.0	27.7	.010	.25	.230	5.84
5328UL	10	solid	1000	305	71.0	32.3	.010	.25	.272	6.91
5329UL	12	solid	1000	305	83.0	37.7	.010	.25	.281	7.14
16 AWG										
5220UL*	2	solid	500	152	13.0	5.9	.010	.25	.174	4.42
			U-1000	U-305	24.0	10.9				
			1000	305	25.0	11.4				
5222UL	4	solid	1000	305	45.0	20.4	.010	.25	.204	5.18
14 AWG										
5120UL*	2	solid	500	152	19.0	8.6	.013	.33	.213	5.41
			1000	305	38.0	17.3				
5122UL	4	solid	1000	305	70.0	31.8	.013	.33	.251	6.38
12 AWG										
5020UL	2	solid	1000	305	55.0	25.0	.013	.33	.247	6.27

*Also available in other jacket colors. Consult www.belden.com.

Fire Alarm Cable

Commercial Applications
Shielded, Power-Limited



Shielded Multi-conductor

FPLR/CMG FT4 Rated

Product Description

Bare copper conductors, PVC insulation, conductors cabled together, Beldfoil® shield and drain wire, Red PVC jacket with rip cord. Sequential footage marking every two feet.

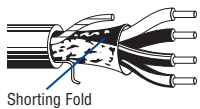
Color Code: See chart below.

Specifications

Conductor	Bare Copper
Insulation	PVC
Shield	Beldfoil
Jacket	PVC
Jacket Thickness	.015" (.381mm)
Approvals	
NEC	FPLR
CEC (22–16 AWG only)	CMG FT4
California State Fire Marshall	
NEC Articles	760
Voltage Rating	300V
Temperature Rating	75°C

Applications

- Fire Protection
- Alarm
- Signal
- Monitor/Detection
- Audio Circuits
- Control Circuits
- Initiating Circuits
- Notification Circuits



Color Code Chart

Cond. No.	Color
1	Black
2	Red
3	Brown
4	Blue

Part No.	No. of Cond.	Stranding	Standard Lengths		Standard Unit Weight		Insulation Thickness		Nominal OD	
			Ft.	m	Lbs.	kg	Inch	mm	Inch	mm

Shielded Multi-conductor (NEC FPLR and CEC CMG FT4)

22 AWG										
5522FL	4	solid	C-500	C-152	9.0	4.1	.010	.25	.145	3.68
			U-1000	U-305	19.0	8.6				
			1000	305	19.0	8.6				
18 AWG										
5320FL*	2	solid	C-500	C-152	10.5	4.8	.010	.25	.155	3.94
			U-500	U-152	11.5	5.2				
			500	152	11.5	5.2				
			U-1000	U-305	22.0	10.0				
			1000	305	22.0	10.0				
5322FL	4	solid	C-500	C-152	15.5	7.0	.010	.25	.170	4.32
			500	152	16.5	7.5				
			U-1000	U-305	32.0	14.5				
			1000	305	34.0	15.4				
16 AWG										
5220FL*	2	solid	1000	305	29.0	13.2	.010	.25	.178	4.52
5222FL	4	solid	1000	305	50.0	22.7	.010	.25	.208	5.28
14 AWG										
5120FL*	2	solid	500	152	22.0	10.0	.013	.33	.217	5.51
			1000	305	43.0	19.5				
5122FL	4	solid	1000	305	79.0	35.9	.013	.33	.255	6.48
12 AWG										
5020FL	2	solid	1000	305	60.0	27.2	.013	.33	.251	6.38

*Also available in other jacket colors. Consult www.belden.com.

Fire Alarm Cable

Commercial Applications, Addressable Systems
Unshielded or Shielded, Power-Limited, Mid-Capacitance



Unshielded Multi-conductor

FPL Rated

Product Description

Bare copper conductors, foam high-density polyethylene insulation, cabled together, Red PVC jacket with rip cord. Sequential footage marking every two feet.

Color Code: Black, Red.

Shielded Multi-conductor

FPL Rated

Product Description

Bare copper conductors, foam high-density polyethylene insulation, cabled together, Beldfoil® shield tape (foil side out), Red PVC jacket with rip cord. Sequential footage marking every two feet.

Color Code: See chart below.

Specifications

Conductor	Bare Copper
Insulation	FHDPE
Shield (where applicable)	Beldfoil
Jacket	PVC
Jacket Thickness	.033" (.838mm)
Approvals	
NEC	FPL
California State Fire Marshall	
NEC Articles	760
Voltage Rating	300V
Temperature Rating	75°C
Nominal Capacitance*	
Unshielded†	13 pF/ft.
Shielded††	20–36 pF/ft.

*Capacitance between conductors.

†60% lower capacitance than cables on page 20.55

††60% lower capacitance than cables on page 20.56

Applications

- Addressable Fire Systems
- Data Circuits
- Audio Circuits
- Control Circuits
- Initiating Circuits
- Notification Circuits

Color Code Chart

Cond. No.	Color
1	Black
2	Red
3	Brown
4	Blue

Part No.	No. of Cond.	Stranding	Standard Lengths		Standard Unit Weight		Insulation Thickness		Nominal OD	
			Ft.	m	Lbs.	kg	Inch	mm	Inch	mm

Unshielded Multi-conductor (NEC FPL)

18 AWG										
5320UJ	2	solid	U-1000	U-305	22.0	10.0	.015	.38	.206	5.23
16 AWG										
5220UJ	2	solid	500	152	16.0	7.3	.015	.38	.230	5.84
			1000	305	32.0	14.5				

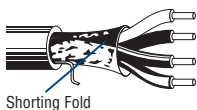
Shielded Multi-conductor (NEC FPL)

18 AWG										
5320FJ	2	solid	U-1000	U-305	27.0	12.3	.015	.38	.211	5.36
			1000	305	28.0	12.7				
16 AWG										
5220FJ	2	solid	500	152	18.0	8.2	.015	.38	.235	5.97
			U-1000	U-305	35.0	15.9				
			1000	305	37.0	16.8				
14 AWG										
5120FJ	2	solid	1000	305	49.0	22.3	.020	.51	.279	7.09
12 AWG										
5020FJ	2	solid	1000	305	69.0	31.3	.020	.51	.317	8.05

Unshielded



Shielded



Fire Alarm Cable

NPLF Systems

Unshielded or Shielded, Non-Power-Limited Signaling Cable



Unshielded Multi-conductor

NPLF Rated
150V Max. Per NEC Article 760
Indoor (Non-conduit per NEC)

Product Description

Bare copper conductors, PVC/Nylon insulation, cabled together, Red PVC jacket with rip cord. Sequential footage marking every two feet.

Color Code: See chart below.

Shielded Multi-conductor

NPLF Rated
150V Max. Per NEC Article 760
Indoor (Non-conduit per NEC)

Product Description

Bare copper conductors, PVC/Nylon insulation, cabled together, Beldfoil® shield tape (aluminum side out) plus drain wire, Red PVC jacket with rip cord. Sequential footage marking every two feet.

Color Code: See chart below.

Specifications

Conductor	Bare Copper
Insulation	PVC/Nylon
Insulation Thickness	.021" (.533mm)
Shield (where applicable)	Beldfoil
Jacket	PVC
Approvals	
NEC	NPLF
NEC Articles	760
Voltage Rating	150V
Temperature Rating	75°C

Applications

- Fire Alarm
- Audio Circuits
- Control Circuits
- Initiating Circuits
- Notification Circuits

Color Code Chart

Cond. No.	Color
1	Black
2	Red
3	Brown
4	Blue

Part No.	No. of Cond.	Stranding	Standard Lengths		Standard Unit Weight		Outer Jacket Thickness		Nominal OD	
			Ft.	m	Lbs.	kg	Inch	mm	Inch	mm

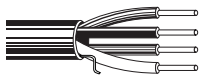
Unshielded Multi-conductor (NEC NPLF)

18 AWG										
5320UN	2	solid	500	152	14.0	6.4	.037	.94	.239	6.07
			1000	305	31.0	14.1				
5322UN	4	solid	500	152	28.0	12.7	.042	1.07	.283	7.19
			1000	305	53.0	24.0				
16 AWG										
5220UN	2	solid	500	152	22.0	10.0	.037	.94	.262	6.65
			1000	305	40.0	18.1				
5222UN	4	solid	1000	305	71.0	32.3	.042	1.07	.311	7.90
14 AWG										
5120UN	2	solid	500	152	28.5	13.0	.042	1.07	.299	7.59
			1000	305	53.0	24.1				

Shielded Multi-conductor (NEC NPLF)

18 AWG										
5320FN	2	solid	500	152	15.5	7.0	.037	.94	.243	6.17
			1000	305	35.0	15.9				
5322FN	4	solid	500	152	31.0	14.1	.042	1.07	.287	7.29
			1000	305	57.0	25.9				
16 AWG										
5220FN	2	solid	500	152	23.5	10.7	.037	.94	.266	6.76
			1000	305	45.0	20.5				
5222FN	4	solid	1000	305	76.0	34.5	.042	1.07	.315	8.00
14 AWG										
5120FN	2	solid	500	152	32.0	14.5	.042	1.07	.303	7.70
			1000	305	61.0	27.7				
5122FN	4	solid	500	152	50.5	23.0	.042	1.07	.348	8.84
			1000	305	102.0	46.4				
12 AWG										
5020FN	2	solid	500	152	43.0	19.5	.042	1.07	.337	8.56
			1000	305	83.0	37.7				

Unshielded



Shielded



Shorting Fold

Fire Alarm Cable

Commercial Applications

Unshielded or Shielded, Plenum-Rated, Power-Limited



Unshielded or Shielded Multi-conductor FPLP Rated

Product Description

Bare copper conductors, Flamarrest® insulation, cabled together, Red Flamarrest jacket with rip cord. Shielded version has overall Beldfoil® shield tape (foil side out) and drain wire. Sequential footage marking every two feet.

Color Code: See chart below.

Specifications

Conductor	Bare Copper
Insulation	Flamarrest
Shield (where applicable)	Beldfoil
Jacket	Flamarrest
Jacket Thickness	.015" (.381mm)
Approvals	FPLP
NEC	
California State Fire Marshall	
NEC Articles	760
Voltage Rating	300V
Temperature Rating	75°C

Applications

- Fire Protection
- Alarm
- Signal
- Monitor/Detection
- Audio Circuits
- Control Circuits
- Initiating Circuits
- Notification Circuits

Unshielded



Shielded



Shorting Fold

Color Code Chart

Cond. No.	Color	Cond. No.	Color
1	Black	6	Yellow
2	Red	7	Purple
3	Brown	8	Green
4	Blue	9	Red/Black
5	Orange	10	Red/White

Part No.	No. of Cond.	Stranding	Standard Lengths		Standard Unit Weight		Insulation Thickness		Nominal OD	
			Ft.	m	Lbs.	kg	Inch	mm	Inch	mm

Unshielded Multi-conductor (NEC FPLP)

22 AWG										
6522UL	4	solid	U-1000 1000	U-305 305	17.0 16.0	7.7 7.3	.009	.23	.136	3.45
6524UL	6	solid	C-500 U-1000 1000	C-152 U-305 305	10.5 22.0 22.0	4.8 10.0 10.0	.009	.23	.162	4.12
18 AWG										
6320UL*	2	solid	C-500 U-500 U-1000 1000	C-152 U-152 U-305 305	8.0 9.0 18.0 17.0	3.6 4.1 8.2 7.7	.010	.25	.151	3.84
6321UL	3	solid	1000	305	28.0	12.7	.010	.25	.160	4.06
6322UL	4	solid	C-250 C-500 1000	C-76 C-152 305	7.2 14.5 31.0	3.3 6.6 14.1	.010	.25	.183	4.64
6324UL	6	solid	U-1000 1000	U-305 305	44.0 46.0	20.0 20.9	.010	.25	.211	5.36
6326UL	8	solid	1000	305	63.0	28.6	.010	.25	.230	5.84
6328UL	10	solid	1000	305	73.0	33.1	.010	.25	.272	6.91
16 AWG										
6220UL*	2	solid	C-500 500 U-1000 1000	C-152 152 U-305 305	12.0 12.5 25.0 26.0	5.4 5.7 11.4 11.8	.010	.25	.174	4.42
6222UL	4	solid	500 1000	152 305	24.5 47.0	11.1 21.3	.010	.25	.204	5.18
14 AWG										
6120UL*	2	solid	500 1000	152 305	19.0 38.0	8.6 17.3	.011	.28	.205	5.21
6122UL	4	solid	500 1000	152 305	35.5 70.0	16.1 31.8	.011	.28	.241	6.12
12 AWG										
6020UL	2	solid	1000	305	59.0	26.8	.011	.28	.239	6.07

Shielded Multi-conductor (NEC FPLP)

18 AWG										
6320FL*	2	solid	C-500 U-1000 1000	C-152 U-305 305	10.5 22.0 22.0	4.8 10.0 10.0	.010	.25	.158	4.01
6322FL	4	solid	1000	305	36.0	16.4	.010	.25	.183	4.65
16 AWG										
6220FL*	2	solid	C-500 1000	C-152 305	14.5 31.0	6.6 14.1	.010	.25	.181	4.60
6222FL	4	solid	1000	305	58.0	26.3	.010	.25	.211	5.36
14 AWG										
6120FL*	2	solid	500 1000	152 305	23.5 45.0	10.7 20.4	.011	.28	.209	5.31
6122FL	4	solid	500 1000	152 305	42.0 77.0	19.1 35.0	.011	.28	.245	6.22
12 AWG										
6020FL	2	solid	500 1000	152 305	30.5 61.0	13.9 27.7	.011	.28	.243	6.17

*Also available in other jacket colors. Consult www.belden.com.

Fire Alarm Cable

Commercial Applications, Addressable Systems

Unshielded and Shielded, Plenum-Rated, Power-Limited, Mid-Capacitance



Unshielded Multi-conductor

FPLP Rated

Product Description

Bare copper conductors, FEP insulation, cabled together, Red Flam arrest® jacket with rip cord. Sequential footage marking every two feet.

Color Code: Black, Red.

Shielded Multi-conductor

FPLP Rated

Product Description

Bare copper conductors, FEP insulation, cabled together, Beldfoil® shield tape (aluminum side out) with tinned copper drain wire, Red Flam arrest jacket with rip cord. Sequential footage marking every two feet.

Color Code: Black, Red.

Specifications

Conductor	Bare Copper
Insulation	FEP
Shield (where applicable)	Beldfoil
Jacket	Flam arrest
Jacket Thickness	.015" (.381mm)
Approvals	
NEC	FPLP
California State Fire Marshall	
NEC Articles	760
Voltage Rating	300V
Temperature Rating	75°C
Nominal Capacitance*	
Unshielded†	26 pF/ft.
Shielded††	26–31 pF/ft.

*Capacitance between conductors.

†20% lower capacitance than cables on page 13.39

††60% lower capacitance than cables on page 13.39

Applications

- Addressable Fire Systems
- Data Circuits
- Monitor/Detection
- Control Circuits
- Initiating Circuits
- Notification Circuits

Part No.	No. of Cond.	Stranding	Standard Lengths		Standard Unit Weight		Insulation Thickness		Nominal OD	
			Ft.	m	Lbs.	kg	Inch	mm	Inch	mm

Unshielded Multi-conductor (NEC FPLP)

18 AWG										
6320UJ	2	solid	1000	305	16.0	7.3	.007	.18	.138	3.51
16 AWG										
6220UJ	2	solid	1000	305	24.0	10.9	.007	.18	.162	4.11
14 AWG										
6120UJ	2	solid	1000	305	32.0	14.5	.007	.18	.186	4.72

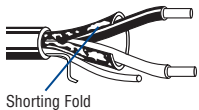
Shielded Multi-conductor (NEC FPLP)

18 AWG										
6320FK	2	solid	500	152	14.0	6.4	.018	.46	.185	4.70
			U-1000	U-305	28.0	12.7				
			1000	305	27.0	12.2				
16 AWG										
6220FK	2	solid	1000	305	37.0	16.8	.018	.46	.210	5.33

Unshielded



Shielded



Shorting Fold